



YACHT CLUB COSTA SMERALDA



MAXIYACHT ROLEX CUP

SAILING INSTRUCTIONS

PORTO CERVO, 31st AUGUST - 6th SEPTEMBER 2014



1 REFER TO NOTICE OF RACE

- 1.1 **RULES**, refer to paragraph 1.
- 1.2 **ADVERTISING**, refer to paragraph 2 and Appendix Delta of the Sailing Instructions.
- 1.3 **REGISTRATIONS**, refer to paragraph 7.
- 1.4 **RACING AREA & CHARTS**, refer to paragraph 9.
- 1.5 **SCORING**, refer to paragraph 11.
- 1.6 **TROPHIES AND PRIZES**, refer to paragraph 14.
- 1.7 **DISCLAIMER OF LIABILITY**, refer to paragraph 16.
- 1.8 **MEDIA RELEASES**, refer to paragraph 17.
- 1.9 **INSURANCE**, refer to paragraph 18.
- 1.10 For the purposes of IRC rules 21.1.5 d) and e) this regatta is on consecutive days, yet the sails carried on board (including the mainsail) need not remain the same for the duration of the event but sails shall remain the same for each competition day. The day begins when the boat leaves the dock for the first time on the day.
- 1.11 RRS 55 is changed adding the following sentence to the rule: 'However, discarding biodegradable wool bands when setting a sail is permitted'.

2 NOTICES TO COMPETITORS and CHANGES TO SAILING INSTRUCTIONS

- 2.1 Notices to competitors will be posted on the Official Notice Board located in the Piazza Azzurra opposite the main door to the YCCS Clubhouse.
- 2.2 Any change to the sailing instructions will be posted before 09.00 on the day it will take effect, except that any change to the schedule of races will be posted by 20.00 on the day before it will take effect.

3 SIGNALS MADE ASHORE

- 3.1 Signals made ashore will be displayed on the flag pole on the YCCS Clubhouse terrace overlooking the Piazza Azzurra. The display or removal of signals will be announced by radio on VHF Channel 72 when the Race Committee, at its absolute discretion, considers it is appropriate to do so.
- 3.2 When the AP flag is displayed ashore, '1 minute' is replaced with 'not less than 60 minutes'. This changes RRS Race Signals.

4 SAILING PROGRAMME AND SCHEDULE OF RACES

- 4.1 The intended programme and schedule of races is set out below but the OA and/or the Race Committee reserves the right to change the schedule as it sees fit taking into account weather conditions and all other factors which may affect the fairness of the racing:

Sunday ,31 st August	Inspections, Registrations and Briefing
Monday, 1 st September	Race (s)
Tuesday, 2 nd September	Race (s)
Wednesday, 3 rd September	Race (s)
Thursday, 4 th September	Lay Day or Re-sail
Friday, 5 th September	Race (s)
Saturday, 6 th September	Race (s) and Prize giving

- 4.2 The scheduled time of the warning signal for the first Maxi category each day will be 11.30. The race course format (coastal or windward/leeward) and the starting sequence each day for all categories will be posted on the Official Notice Board by 20.00 hours on the evening prior to racing.
- 4.3 For the Maxi, Supermaxi and Mini Maxi Racing/Cruising categories, the maximum number of races is five. All races will be coastal courses. The series is valid if three races are completed.
- 4.4 For the Wally and J Class categories, the maximum number of races is seven. Three coastal races and two days of windward/leeward racing (with 2 races each day) are scheduled. The series is valid if three races are completed.
- 4.5 For the Wally and J Class categories, if the Race Committee intends to hold an additional race the same day, a Race Committee or Service Boat near the finishing line will display Code Flag G. The warning signal for the additional race will be made one minute after the lowering of Code Flag G (with one sound), as soon as practical after the conclusion of the previous race.
- 4.6 The Skipper's Briefing will be held at the YCCS Clubhouse on Sunday 31st August at 18.00.
- 4.7 The IMA Annual General Meeting will be held at YCCS on the lay day at 10.30 hours or at 18.00 hours on the originally scheduled lay day if there is a re-sail that day.
- 4.8 On the last day of the regatta no warning signal will be made after 15.00.

5 CATEGORY FLAGS

The Category Flags will be as follows:

Maxi Racing – Maxi Racing/Cruising	International Code Flag R
Mini Maxi Racing/Cruising	International Code Flag O
Wally Class	International Code Flag W
Supermaxi	International Code Flag F
J Class	Class Flag
Mini Maxi Racing	International Code Flag E

The starting sequence each day for all categories will be posted on the Official Notice Board by 20.00 hours on the evening prior to racing.

6 COURSES, MARKS AND AREAS THAT ARE OBSTRUCTIONS

6.1 The coastal courses are described in [Appendix Bravo Edition 2014](#). The windward/leeward courses (for the Wally and J Class) are described in [Appendix Charlie](#).

6.2 The course for both windward/leeward races and the coastal races will be signalled to competitors from the Race Committee Vessel by displaying on the course board the number of the selected course before or at the Warning Signal for each category.

6.3 MARKS

(a) The marks for the coastal courses are described in Appendix Bravo Edition 2014;

(b) Marks laid by the Race Committee for both windward/leeward and coastal courses will be yellow inflatable buoys.

(c) The marks for the change of course will be white inflatable buoys.

6.4 For windward/leeward racing if one mark at a gate is missing, boats shall leave the remaining mark to port. (Changes RRS 34.)

6.5 The starting and finishing marks, if used, will be yellow inflatable buoys.

6.6 Areas that are designated as obstructions are described in Appendix Bravo, section 2.5.

7 THE START

7.1 Races will be started in accordance with RRS 26.

7.2 The starting line will be located within approximately four nautical miles off the entrance to Porto Cervo harbour. The starting line will be between staffs displaying orange flags on the Race Committee Boat at the starboard end of the line and a Service Boat at the port end. The Service Boat at the port end may be replaced by a yellow inflatable buoy. The Race Committee Boat and the Service Boat may hold their position with the use of engines.

7.3 Boats whose warning signal has not been displayed shall avoid the starting area during the starting sequences for other categories.

7.4 A boat starting later than five minutes after her starting signal will be scored Did Not Start without a hearing. This changes RRS A4 and A5.

7.5 The starting sequence each day for all categories will be posted on the Official Notice Board by 20.00 hours on the evening prior to racing.

7.6 The scheduled time of the warning signal for the first Maxi category each day will be 11.30. The race course format (coastal or windward/leeward) and the starting sequence each day for all categories will be posted on the Official Notice Board by 20.00 hours on the evening prior to racing.

8 CHANGE OF COURSE FOR WINDWARD/LEEWARD RACES

8.1 In windward/leeward races, to change the next leg of the course, the Race Committee will lay a new white mark (or move the finishing line) and remove the original mark as soon as practicable. If a change of course is signalled for a windward leg, a new Mark 1a (the "offset") will be laid and will be a white inflatable buoy.

8.2 In case of a course change the change shall be signalled before the leading boat has begun the leg, although the new marks may not yet be in place.

8.3 For change of course after the start on coastal races refer to Appendix Bravo, section 2.9.

9 THE FINISH

9.1 For windward/leeward downwind finishes, the finishing line will be in the same location as the starting line, except that the line may be shorter with the pin end moved closer to the signal boat. The finishing line will be between the staff displaying an orange flag on the Race Committee Signal Boat and a staff displaying an orange flag on the Pin End Boat. In the event that the Pin End Boat is not on station, it will be replaced by a finishing mark.

9.2 For windward/leeward upwind finishes, the finishing line will be located approximately 300 meters beyond the windward mark. The finishing line will be between the staff displaying an orange flag on a Race Committee Boat and a staff displaying an orange flag on the Pin End Boat. In the event that the Pin End Boat is not on station, it will be replaced by a finishing mark.

9.3 Race Committee starting line and finishing line boats may hold their positions by using engines.

9.4 For coastal race finish information, refer to Appendix Bravo, section 2.3.

10 PENALTIES

10.1 For the Wally category only, RRS 44.1 is changed so that the Two-Turns Penalty is replaced by the One-Turn Penalty.

10.2 For the Supermaxi, J Class, Maxi Racing, Maxi Racing/Cruising and Mini Maxi Racing/Cruising categories, RRS 44.1 shall not apply and instead, the Scoring Penalty as provided in Rule 44.3 shall apply, except that RRS 44.3(c) is deleted and replaced with the following: "44.3 (c). The elapsed time for a boat that takes a Scoring Penalty shall be the elapsed time she would have been allocated without that penalty increased by 2%. If she takes more than one Scoring Penalty in a race, her elapsed time will be increased by 2% for each Scoring Penalty taken. A boat takes a Scoring Penalty by complying with RRS 44.3(a) and (b).

10.3 Declaration of accepting any penalties shall be filed with the race office upon finishing within the protest time limits.

11 TIME LIMITS

11.1 The Time Limit for coastal races shall be 19.30. A boat failing to finish within 120 minutes after the first boat of her category sails the course and finishes will be scored Did Not Finish without a hearing. This changes RRS 35, A4 and A5.

11.2 The time limit for Wally and J Class Categories when racing windward/leeward courses shall be 2 hours and 30 minutes. Boats failing to finish within 45 minutes after the first boat sails the course and finishes will be scored Did Not Finish without a hearing. This changes RRS 35, A4 and A5.

12 PROTESTS AND REQUESTS FOR REDRESS

12.1 Protests will be heard by an International Jury whose ruling shall be final as provided in RRS 70.5.

12.2 Protest forms are available at Race Office located in the Piazza Azzurra. Protests and requests for redress shall be delivered there within the protest time limit and lodged with the Jury Secretary.

12.3 Protest Time limits are as follows:

- (a) Protests relating to the TCC allocated to a boat is in accordance with Clause 6.4 of the Notice of Race;
- (b) For each category, protests resulting from an incident in a race - 90 minutes after the last boat has finished the last race of the day.

12.4 Notices will be posted no later than 30 minutes after the protest time limit has expired to inform competitors of hearings in which they are parties or named as witnesses. Hearings will be held in the Jury room, located on the ground floor of the YCCS Clubhouse, beginning not earlier than the time stated on the notice. Hearings may be scheduled to begin up to 30 minutes before the end of the protest time limit. All persons involved in the hearing shall remain in the vicinity of the jury room.

12.5 Notices of protests by the Race Committee or International Jury will be posted on the Official Notice Board to inform boats under RRS 61.1(b).

12.6 Penalties for breaches of a rule other than a rule of Parts 1 or 2 of the RRS may be less than disqualification if the Jury so decides. The scoring abbreviation for a discretionary penalty imposed under these instructions will be DPI.

12.7 Breaches of Notice of Race 2.2 and 2.3, Sailing Instructions 7.3, 13, 16, 19 and RRS 55 will not be grounds for a protest by a boat. This changes RRS 60.1(a).

12.8 On the last day of the regatta:

- (a) a request for reopening a hearing shall be delivered:
 - (1) within the protest time limit if the party requesting reopening was informed of the decision on the previous day;
 - (2) no later than 30 minutes after the party requesting reopening was informed of the decision on that day. This changes RRS 66.
- (b) a request for redress from a Jury decision shall be delivered no later than 30 minutes after the decision was posted. This changes RRS 62.2.

13 RETIREMENT

A boat that retires from a race shall notify the Race Committee Boat by hailing or by radio on VHF channel 72 before leaving the race area, or by notifying the Race Office immediately after arriving ashore.

14 MEASUREMENT AND INSPECTION

14.1 The Race Committee may undertake random inspections and measurement checks on any competing boat throughout the regatta period. All boats shall be available for inspection at any reasonable time. In the event of a protest, access for inspections may be requested at any time.

14.2 Boats may be checked soon after each race. Boats may be boarded on their way to and from the race area when conditions allow. Sails may need to be transported ashore for measurement check.

14.3 J Class boats are allowed to race without lifelines.

14.4 Crew list changes shall be communicated to the Race Office on the available form by 09.30 hours each day of racing.

15 OFFICIAL BOATS AND PRESS

15.1 The Committee boat will be identified by a large burgee of the YCCS. The Committee boat will normally be the starting boat.

15.2 Service boats will be identified by a white flag with the letter "S".

15.3 Jury boats will be identified by a white flag with the letter "J".

15.4 Vessels used by Press, Photographers, Film Crews, VIP's, etc. are not under the jurisdiction of the Race Committee but may be identified by displaying a white flag with the letter "P".

16 SUPPORT BOATS

16.1 All support boats, if any, shall register with the Organizing Authority before the start of the first race of the regatta and shall where possible display the flag supplied by the Organising Authority.

16.2 With the exception of the J Class Category only, support boats shall stay outside areas where boats are racing from the time of the preparatory signal for the first category to start until all boats have finished, the race committee signals a postponement, general recall or abandonment or until the boat supported has retired. J Class support boats are allowed to follow their respective boats on the race course.

17 MAN OVERBOARD

For the J Class only, if a yacht tender or race committee boat is in the immediate vicinity, that vessel may recover the man overboard. Whether the man overboard is transferred back to the racing yacht will be at the discretion of the boat captain. This changes RRS 41 and 47.2.

18 HAULING OUT AND REPAIRS

18.1 Boats shall not be hauled out during the regatta except with and according to the terms of prior written permission of the Organizing Authority. Cleaning and polishing below the waterline is not permitted when hauled out during the event. The cleaning of the hull inside the harbour is not permitted.

18.2 Repairs and replacement of sails, equipment and hull parts damaged during a regatta shall not cause a boat to be re-measured until after the regatta is completed. Applications to replace or repair sails must be made to the Organizing Authority on the Sail Repair/Replacement Form available at the Race Office. No repair shall be carried out and no replacement shall be made after registration without the written consent of the Organizing Authority.

19 RADIO COMMUNICATION AND ELECTRONIC EQUIPMENT

19.1 The Race Committee may use VHF 72 to broadcast information such as signals made ashore, the location of the Race Committee Boat, bow or sail numbers of boats recalled, change of course etc. The Race Committee will broadcast information about its plans for the day at 09.30. A time check may be transmitted by the Race Committee approximately 30 minutes before the first warning signal each day.

19.2 Neither failure by the Race Committee to transmit by radio the information referred to in this Sailing Instruction, nor errors, omissions or delay in doing so or failure by a boat to receive or hear such radio transmissions will be grounds for request of redress by a boat. (Amends RRS 60.1 (b) and 62.1 (a)).

19.3 With the exception of SI 13, SI 19.5, and for safety or emergency reasons, a boat shall neither make radio transmission while racing nor receive radio communications not available to all boats. Competitors shall not use any electronic device (including scanners), with the exception of cell phones, which can receive UHF frequencies, from 10.30 until racing has concluded on each of the race days.

19.4 Electronic aids, including radar and GPS, are permitted.

19.5 For the Supermaxi and J Class categories boats only: For collision avoidance purposes all communication systems are allowed and boat to boat communication is strongly encouraged on the safety channel. The safety channel is VHF 8. All Supermaxi and J Class boats must maintain an active radio watch on VHF 8 from their approach to the starting area until departing the finish area following the race. If VHF 8 is congested, boats may also use Race Committee channel VHF 72 for collision avoidance purposes. This Changes RRS 41.

19.6 Supermaxi and J Class boats are to conduct a radio check on safety VHF channel 8 with the Race Committee one hour prior to their warning signal.

Attachments:

Appendices: ALPHA: FIV Prescriptions;
BRAVO: Coastal and Island Courses;
CHARLIE: Windward/Leeward Courses;
DELTA: Flag & Stickers Positioning;
ECHO: Event Program;
FOXTROT: On Water Emergency.

APPENDIX ALPHA (for Italians only)

Extract from the prescriptions of the FIV

PART 6 - ENTRY AND QUALIFICATION


Rule 75 – ENTERING A RACE

Prescription to Rule 75.2


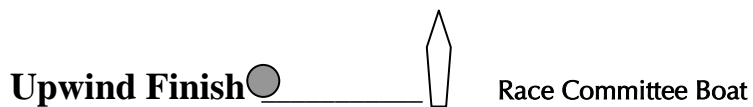
The Italian Sailing Federation prescribes: “Current FIV regulations are to be followed when accepting entries; the competitors must hold a valid and current FIV Membership and the owners of boats of recognized classes, including offshore, must also hold a valid and current FIV Membership, even if they are not sailing the race.”

APPENDIX BRAVO Edition 2014

Separate booklet in the captains' pack.

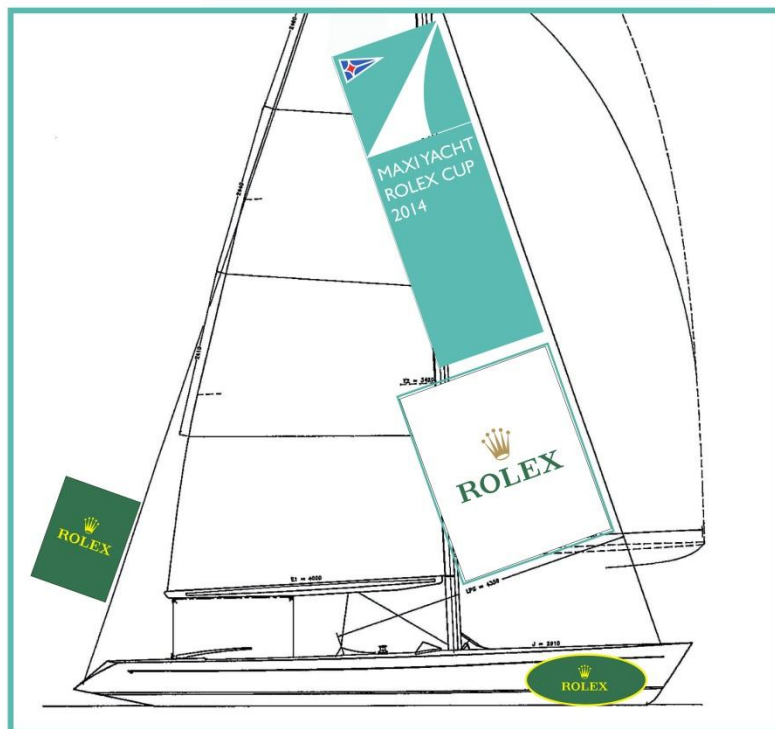


APPENDIX CHARLIE | WINDWARD/LEEWARD COURSES



- Course 3: Start - 1 - 1a - Gate – Finish (Upwind)
- Course 4: Start - 1 - 1a - Gate - 1 - 1a – Finish (Downwind)
- Course 5: Start - 1 - 1a - Gate - 1 - 1a - Gate – Finish (Upwind)
- Course 6: Start - 1 - 1a - Gate - 1 - 1a - Gate- 1 - 1a – Finish (Downwind)

APPENDIX DELTA | FLAG & STICKERS POSITIONING

**MANDATORY:**

THE BETTER YOU PLACE THE STICKER, THE LESS CHANCE IT HAS OF FALLING IN THE WATER
DO IT PROPERLY FOR THE GOOD OF THE SEA
 A WELL STUCK STICKER SHOULDN'T TEAR

1. Remove the salt from the bow with fresh water and clean with isopropylene alcohol.
2. Position the sticker and remove $\frac{1}{4}$ of the protective film.
3. Use a plastic card, such as a credit card, to expel any air all the way to the edge of the sticker.
4. Allow a minimum of 2 hours before going sailing.

Any attempt to reposition the sticker due to poor initial placement will reduce the solidity of the mounting. If this should occur, please ask the race office for a new sticker.



UNE APPLICATION CORRECTE DE L'AUTOCOLLANT ÉVITERA DE LE PERDRE DANS L'EAU
FAITES LE BON GESTE POUR LE BIEN DE LA MER
 UN AUTOCOLLANT BIEN APPLIQUÉ NE SE DÉTACHE PAS

1. Enlevez le sel de la proue avec de l'eau douce puis nettoyez avec de l'alcool isopropylique.
2. Positionnez l'autocollant en retirant $\frac{1}{4}$ du film protecteur.
3. Utilisez une spatule en plastique, comme une carte de crédit, afin de retirer l'air présent sous toute la surface adhésive.
4. Attendre au moins 2 heures avant de naviguer.

Toute tentative de repositionnement de l'autocollant, suite à une erreur d'application, réduira la résistance de la colle. Le cas échéant, veuillez demander un nouvel autocollant à l'organisateur.



UNA CORRETTA APPLICAZIONE RIDUCE LA POSSIBILITÀ DI CADUTA IN ACQUA
FATE IL GESTO GIUSTO PER IL BENE DEL MARE
 UN ADESIVO INCOLLATO BENE NON DOVREBBE STACCARSI

1. Togliete il sale dalla prua con acqua dolce e pulitela con alcool isopropilico.
 2. Posizionate l'adesivo togliendo $\frac{1}{4}$ della pellicola protettiva.
 3. Usate una spatola di plastica, come una carta di credito, per eliminare ogni bolla d'aria su tutta la superficie dell'adesivo.
 4. Aspettate almeno due ore prima della navigazione.
- Ogni tentativo di riposizionare l'adesivo a causa di un'errata applicazione riduce la resistenza dell'incollaggio. In tal caso, chiedete un altro adesivo all'ufficio gara.

APPENDIX ECHO | EVENT PROGRAM



MAXI YACHT ROLEX CUP
MINI MAXI ROLEX WORLD CHAMPIONSHIP

Calendar of Sport & Social Events

Date	Time	Sport events	Time	Other Events
- Saturday, 30 th August	from 09.00.	Mini Maxi measurements inspections & controls at Portisco Marina only for designated boats by IMA		
- Sunday, 31 st August	09.00 - 17.00	Inspections & Registrations		
	18.00	Skippers Briefing at the YCCS Clubhouse	19.00	YCCS Welcome Reception at the YCCS Clubhouse
- Monday, 1 st September	11.30	Race (s)	after Race	Refreshment at the YCCS Piazza Azzurra
- Tuesday, 2 nd September	11.30	Race (s)	after Race	Refreshment at the YCCS Piazza Azzurra
- Wednesday, 3 rd September	11.30	Race (s)	after Race	Refreshment at the YCCS Piazza Azzurra
			20.30	IMA Dinner (by invitation) at the YCCS Clubhouse
- Thursday, 4 th September		Lay Day or Resail	after Race	Refreshment at the YCCS Piazza Azzurra
	10.30 or 18.00	IMA AGM at YCCS Clubhouse	20.30	Rolex Dinner (by invitation) at the Cala di Volpe
- Friday, 5 th September	11.30	Race (s)	after Race	Refreshment at the YCCS Piazza Azzurra
			20.30	Rolex Crew Party at the Colonna Pevero
- Saturday, 6 th September	11.30	Race (s)	after Race	Refreshment at the YCCS Piazza Azzurra
			17.30	Final Prize Giving at the YCCS Piazza Azzurra

**The Organizing Authority reserves the right to modify the above programme according to weather conditions or other unforeseen circumstances*

APPENDIX FOXTROT | 2014 EMERGENCY PROCEDURES

The YCCS, in conjunction with safety officials in Porto Cervo, has established emergency procedures to provide help in the event of an on the water emergency, including injury requiring medical assistance. We also have emergency numbers should there be an accident or injury on shore.

1. Contact the Race Committee immediately on VHF 72 or VHF 8.
2. Identify your yacht, the nature of the emergency (type of injury, number of people injured), and your yacht's position.
3. The Race Committee will alert on water safety boats (which will also be monitoring VHF 72) and may direct you to another VHF channel or cell phone for further communication.
4. Proceed at best speed to a designated rendezvous point as directed.
5. Depending on the nature and severity of the injury, should this be the emergency, safety boats personnel may come aboard your yacht to administer aid, evacuate the injured party and/or re-direct you for transfer of the injured person.
6. You are asked to cooperate fully with the Race Committee, local law enforcement and emergency personnel direction.

Please take the time to review these procedures with your crew prior to the race.

EMERGENCY AND MEDICAL NUMBERS

Race Committee: VHF Channel 72 or VHF Channel 08

YCCS Race Office: Phone n. +39 333.48.583.85