



Porto Cervo, 3 – 9 September 2017

SAILING INSTRUCTIONS

1 REFER TO NOTICE OF RACE

RULES, refer to paragraph 1

ADVERTISING, refer to paragraph 2 and Appendix Delta of the Sailing Instructions

REGISTRATIONS, refer to paragraph 7

RACING AREA & CHARTS, refer to paragraph 9

SCORING, refer to paragraph 11

TROPHIES AND PRIZES, refer to paragraph 15

DISCLAIMER OF LIABILITY & MEDIA RELEASES, refer to paragraphs 17 & 18.

2 NOTICES TO COMPETITORS and CHANGES TO SAILING INSTRUCTIONS

2.1 Notices to competitors will be posted on the official notice board (ONB) located in the Piazza Azzurra in front of the entrance of the YCCS Clubhouse.

2.2 Any change to the Sailing Instructions (SI) will be posted before 09.30 on the day it will take effect, except that any change to the schedule of races will be posted by 20.00 on the day before it will take effect.

2.3 The race committee (RC) will broadcast its intent for the day's racing at 09.30 daily on VHF channel 72.

3 SIGNALS MADE ASHORE

3.1 Signals made ashore will be displayed on the flag pole on the YCCS Clubhouse terrace overlooking the Piazza Azzurra. The display or removal of signals will be announced on VHF channel 72 when the RC, at its discretion, considers it appropriate to do so.

3.2 When the AP flag is displayed ashore, '1 minute' is replaced with 'not less than 60 minutes' in the race signal AP. This changes RRS Race Signals.

4 SAILING PROGRAMME AND SCHEDULE OF RACES

4.1 The intended programme and schedule of races is set out below. The organizing authority (OA) and/or the RC reserve the right to change the schedule at its discretion, taking into account weather conditions and all other factors which may impact the fairness of the racing:

Saturday 2 nd :	Optional inspection slots from 09.00. Please book as described in NoR 6.1;
Sunday 3 rd :	All boats moored at regatta berths Marina Porto Cervo until inspected or at the agreed time of inspection. Inspections (from 09.00). Registration (10.00 – 16.00). Skipper's Briefing, 18.00;
Monday 4 th :	Race(s);
Tuesday 5 th :	Race(s);
Wednesday 6 th :	Race(s);
Thursday 7 th :	Lay day or resail; (The IMA Annual General Meeting will be held at the YCCS clubhouse on the lay day at 10.00 or at 18.00 if there is a re-sail.)
Friday 8 th :	Race(s);
Saturday 9 th :	Race(s). Prize giving, at 17.30.

4.2 The scheduled time of the warning signal for the first Maxi category each day will be 11.30. The racing format (coastal or WL) and the starting sequence each day for all categories will be posted on the ONB by 20.00 on the evening prior to racing.

4.3 For the Supermaxi and Maxi categories the maximum number of races is five and all races will be coastal courses. Three races are required to be completed to constitute a series.

4.4 For the Mini Maxi Racer/Cruiser category, the maximum number of races is six. Four coastal races and one day of WL racing (with two races) are scheduled. Three races are required to be completed to constitute a series.

4.5 For the Wally and the Mini Maxi Racer categories, the maximum number of races is seven. Three coastal races and two days of WL racing (with two races each day) are scheduled. Three races are required to be completed to constitute a series.

4.6 For the Wally, the Mini Maxi Racer/Cruiser and the Mini Maxi Racer categories, if the race committee intends to hold an additional race the same day, a RC or service boat near the finishing line will display Code Flag G. The warning signal for the additional race will be made one minute after the lowering of Code Flag G (with one sound), as soon as practicable after the conclusion of the previous race.

4.7 During the event boats shall use the assigned regatta berths. Taking a berth elsewhere requires permission of the OA.

4.8 On Saturday 9th September, the last day of the regatta, no warning signal will be made after 15.00.

5 CATEGORY FLAGS

The Category Flags will be as follows:

Supermaxi	International Code Flag F
Maxi	International Code Flag R
Mini Maxi Racer	International Code Flag O
Mini Maxi Racer/Cruiser	International Code Flag E
Wally	International Code Flag W
Maxi 72	Maxi 72 Mainsail logo

Category flags shall be displayed in the aft part of the boat, at least four feet above deck, at all times while the boat is racing. If such display is not feasible, class flags shall be displayed from the stern pulpit.

6 COURSES, MARKS AND AREAS THAT ARE OBSTRUCTIONS

6.1 Coastal courses are described in Appendix Bravo edition 2017 – (separate booklet in the captains' pack and published on the YCCS website.)

6.2 WL courses are described in Appendix Charlie.

6.3 Courses for both WL races and the coastal races will be signalled to competitors from the RC Vessel by displaying on the course board the number of the selected course before or at the warning signal for each category.

6.4 Marks of the course:

(a) The marks for Coastal courses are described in Appendix Bravo edition 2017. Marks laid by the RC will be yellow inflatable buoys, except for marks Bravo and Zulu which will be red.

(b) Marks laid by the RC for WL courses will be yellow inflatable buoys except for marks for a change of course which will be white.

6.5 Areas that are ranked as obstructions are described in Appendix Bravo edition 2017, section 5 (Prohibited Passages). Also note sections 3.2 and 9.4 of Appendix Bravo edition 2017.

7 THE START

7.1 Races will be started in accordance with RRS 26.

7.2 The starting line will be located within approximately four nautical miles of the entrance to Porto Cervo harbour. The starting line will be between staffs displaying orange flags on the RC boat at the starboard end of the line and a service boat at the port end. The service boat at the port end may be replaced by a yellow mark. The RC boat and the service boat may hold their position with the use of their engines.

7.3 Boats whose warning signal have not been displayed shall avoid the starting area during the starting sequences for other categories.

7.4 A boat starting later than five minutes after her starting signal will be scored Did Not Start (DNS) without a hearing. This changes RRS 35, A4 and A5.

7.5 The start time for the first category is scheduled for 11.35 each day.

7.6 The starting sequence may change daily depending on whether the Mini Maxi Racer Cruiser, Mini Maxi Racer, Wally and M72 categories are sailing coastal or WL courses. The racing format and starting sequence for each race day will be posted on the official notice board by 20.00 on the evening prior to racing.

7.7 The race committee will attempt to identify recalled boats by broadcast over the race committee channel. Failure of a boat to hear her recall notification and the timing and order of such hails will not be grounds for redress. This changes RRS 62.

8 SHORTENED COURSES

8.1 WL races may be shortened at any mark, provided that a shortened race has a minimum of 3 legs. For the purpose of this SI only, the distance between Mark 1 and Mark 1a (windward mark to offset mark) is not regarded as a leg of the course.

8.2 For Coastal races, refer to Appendix Bravo edition 2017, section 8.

9 CHANGING THE NEXT LEG OF THE COURSE

9.1 For WL races, a course change for any leg of the race will be signalled by a race committee boat, in the vicinity of the last rounding mark. The change will be signalled before the leading boat has begun the leg. The race committee will broadcast any course change over the race committee channel. This changes RRS 33.

9.2 For coastal races, refer to Appendix Bravo, edition 2017, section 7 (*change of the course after the Start*).

10 THE FINISH

10.1 For WL finishes, the finishing line will be between the staff displaying an orange flag on the RC signal boat and a staff displaying an orange flag on the pin end boat. In the event that the pin end boat is not on station, it will be replaced by a yellow inflatable buoy. For information on WL upwind and downwind finishes, refer to Appendix Charlie.

10.2 For coastal race finish information, refer to Appendix Bravo, edition 2017, section 3 (*Finishing Line*).

11 PENALTY SYSTEM

11.1 For the Wally category only, RRS 44.1 is changed so that the Two-Turns Penalty is replaced by the One-Turn Penalty.

11.2 For all categories except the Wally category, the Scoring Penalty as provided in Rule 44.3 shall apply, except that RRS 44.3(c) is deleted and replaced with the following: "44.3 (c). The elapsed time for a boat that takes a Scoring Penalty shall be the elapsed time she would have been allocated without that penalty increased by 2%. If she takes more than one Scoring Penalty in a race, her elapsed time will be increased by 2% for each Scoring Penalty taken. A boat takes a Scoring Penalty by complying with RRS 44.3(a) and (b). However, the score of the boat shall be worsened at least by one point for each penalty, but shall not be worse than equal to DNF."

11.3 Declaration of accepting any penalties shall be filed with the RO after finishing within the protest time limit.

12 TIME LIMITS

12.1 The time limit for coastal races is 19.30 that day. Boats failing to finish within 120 minutes after the first boat of her category sails the course and finishes will be scored DNF. This changes RRS 35, A4 and A5.

12.2 The time limit for WL races is 2 hours and 30 minutes. If no boat has passed the first mark within 1 hour, the race will be abandoned. Boats failing to finish within 45 minutes after the first boat sails the course and finishes will be scored DNF. This changes RRS 35, A4 and A5.

13 PROTESTS AND REQUESTS FOR REDRESS

13.1 Decisions of the International Jury (IJ) will be final as provided in RRS 70.5.

13.2 Protest forms are available at the RO in the Piazza Azzurra. Protests and requests for redress, shall be delivered there within the protest time limit and lodged with the jury secretary.

13.3 Redress Limitations:

(a) a boat may only request redress when racing at an event; redress may be granted for this event only and shall not be given for a greater number of races than that boat completes in that particular event. This changes RRS 60.1(b) and RRS 62.

(b) redress shall not be requested or given on basis of tracking records or of images of the start or finish of a race, such as video, photographs or drone footage. This changes RRS 60.1(b), 60.2(b), 60.3(b) and 62.

13.4 Protest Time limits are as follows:

(a) Rating protests are in accordance with NoR 6.4;

(b) For each category, the protest time limit is 90 minutes after the last boat has finished the last race of the day.

13.5 Notices will be posted no later than 30 minutes after the protest time limit has expired to inform competitors of hearings in which they are parties or named as witnesses. Hearings will be held in the jury room, located on the ground floor of the YCCS Clubhouse. Hearings may be scheduled to begin up to 30 minutes before the end of the protest time limit. All persons involved in the hearing shall remain in the vicinity of the jury room.

13.6 Notices of protests by the RC or IJ will be posted on the ONB to inform boats under RRS 61.1(b).

13.7 Penalties for breaches of a rule other than a rule of Parts 1 or 2 of the RRS may be less than disqualification if the IJ so decides.

13.8 Breaches of NoR 2.2 and 2.3, SI 7.3, 13, 17, 19 and RRS 55 will not be grounds for a protest by a boat. This changes RRS 60.1(a).

13.9 On the last day of the regatta:

(a) a request for reopening a hearing shall be delivered:

- (1) within the protest time limit if the party requesting reopening was informed of the decision on the previous day;
- (2) no later than 30 minutes after the party requesting reopening was informed of the decision on that day. This changes RRS 66.

(b) a request for redress from a jury decision shall be delivered no later than 30 minutes after the decision was posted. This changes RRS 62.2.

14 BOAT THAT RETIRES, LEAVES THE RACING AREA OR DOES NOT START & PERSON OVERBOARD

14.1 A boat that retires from a race, whether before or after finishing, shall notify the RC boat by hailing, or on VHF channel 72 before leaving the race area, or by notifying the RO promptly after arriving ashore. A boat not leaving the harbour or not joining the racing shall inform the RC by any means and shall inform the RO as soon as reasonably possible, preferably before 09.30.

14.2 PERSON OVERBOARD

14.2.1 A boat's person-overboard procedure shall be practiced aboard each boat at least once by the crew racing in the regatta prior to the first race of the series.

14.2.2 Add to RRS 41 OUTSIDE HELP: (e) Help to recover from the water and return on board any person on board, provided the return on board is at the approximate location of the recovery.

14.2.3 For the Supermaxi Category only, whether the person overboard is transferred back to the racing boat, or not, is at the discretion of the racing boat's captain.

14.2.4 A boat shall notify the RC as soon as practicable after racing. The circumstances of the recovery, whether by the boat or any other vessel, will be reviewed by the RC and the IJ. This changes RRS 47.2.

15 MEASUREMENT AND INSPECTION

15.1 RC members or event measurers may undertake random inspections and measurement checks on any competing boat throughout the regatta period. All boats shall be available for inspection at any reasonable time. In the event of a protest, access for inspections may be requested at any time.

15.2 Boats may be checked prior to or after each race. Boats may be boarded on their way to and from the race area when conditions allow. Sails may need to be transported ashore for measurement check.

15.3 Crew list changes shall be communicated to the RO on the available form by 09.30 each day of racing.

16 OFFICIAL AND PRESS BOATS

16.1 The RC boat will be identified by a large burgee of the YCCS. The RC boat will normally be the signal/starting boat.

16.2 Service boats will be identified by a white flag with the letter "S", measurer boat with the letter "M" and jury boat with the letter "J".

16.3 Event measurers may board race boats as described in SI 15.2, from service, jury or measurer boats.

16.4 Vessels used by press, photographers, film crews, VIP's, etc. are not under the jurisdiction of the RC, but may be identified by displaying a white flag with the letter "P" or the event flag.

17 SUPPORT BOATS

17.1 All support boats shall register with the OA before the start of the first race and shall where possible display the flag supplied.

17.2 Support boats shall not interfere with any boat racing and shall stay clear of areas where boats are starting from the time of the preparatory signal for the first category to start until all boats have started, the RC signals a postponement, a general recall or an abandonment, or until the boat being supported has retired. Requests or instructions given to support boats by the RC, event measurers or by jury members shall be followed.

17.3 The jury, upon receiving a report from the RC or event measurer or from their personal observation of a support boat's failure to comply with SI 17.2 may impose without a hearing a penalty on the event score up to a maximum of 2 points per infringement. This changes RRS 63.1.

18. SAFETY REGULATIONS AND ON WATER EMERGENCY PROCEDURES

18.1 Sailing is FORBIDDEN inside the harbour.

18.2 Boats must be equipped with a VHF radio transceiver of at least 25 watts of power. The following channels, as a minimum requirement, are mandatory: 09, 16, 72.

18.3 Boats arriving for any reason at a point ashore other than the assigned ones or that cannot reach the harbour on their own are requested to report immediately to the race committee by phone: +39.348.74.237.05 or +39.333.48.583.85.

18.4 The YCCS, in conjunction with safety officials in Porto Cervo, has established emergency procedures to provide help in the event of an on the water emergency, including injury requiring medical assistance. There are emergency numbers should there be an accident or injury ashore. Please review the procedures in Appendix ECHO with your crew prior to the first race.

19 HAULING OUT, DIVING AND REPAIRS

19.1 Boats shall not be hauled out during the regatta except with the prior written permission of the OA. For cleaning and diving restrictions inside the harbour refer to NoR 13.2.

19.2 Repairs and replacement of sails, equipment and hull parts damaged during a regatta shall not cause a boat to be re-measured until after the regatta is completed. Applications to replace or repair sails must be made to the OA on the Sail Repair/Replacement Form available at the RO. No repair shall be carried out and no replacement shall be made after registration without the written consent of the OA.

20 RADIO COMMUNICATION AND ELECTRONIC EQUIPMENT

20.1 The RC will use VHF 72 for communication to the fleet. A time check will be broadcasted approximately 30 minutes before the first warning signal each day.

20.2 Failure by the RC to transmit by radio the information referred to in this SI, errors, omissions or delay in doing so or failure by a boat to receive or hear such radio transmissions will not be grounds for request of redress by a boat. This changes RRS 60.1 (b) and 62.1 (a).

20.3 With the exception of SI 14 and 20.5, and for safety or emergency related reasons, a boat shall neither make radio transmission while racing nor receive radio communication not available to all boats. When racing competitors shall not use any device to communicate in any way beyond the boat other than to send or receive communication or data available to all boats.

20.4 Electronic navigation aids, including radar and GPS, are permitted when racing.

20.5 For the Supermaxi category only, RRS 41 is changed such that for safety purposes boat to boat communication between Supermaxi boats is allowed and encouraged. VHF channel 08 will be designated the safety channel for this purpose and must be monitored by all Supermaxi boats while racing. Boats in all categories, including the Maxi 72 category, are requested to maintain a radio watch on the safety channel when sailing in close proximity to the Supermaxi boats and respond in a timely fashion when hailed.

20.6 Boats will be issued Trac Trac GPS tracking units and chargers at registration. The tracking unit shall be attached to each boat in accordance with Appendix Foxtrot. It is mandatory for each boat to recharge the unit every evening. Failure to do so will be reported to the RC who may take action. The Trac Trac GPS tracking unit and charger shall be returned to the RO after the last race of the event.

Attachments:

<u>Appendices:</u>	BRAVO :	2017 Coastal and Island Courses (<i>Separate booklet</i>)
	CHARLIE:	Windward/Leeward Courses
	DELTA:	Flag & Stickers Positioning
	ECHO:	On Water Emergency Procedures
	FOXTROT:	Tracking System Instructions

APPENDIX CHARLIE | WINDWARD/LEEWARD COURSES

The course, with magnetic bearing and distance to the windward mark from the starboard end signal boat on the starting line, will be displayed on the signal boat before the warning signal. The race committee will broadcast the course on the designated VHF channel prior to the warning signal.

The windward mark is to be rounded to port.

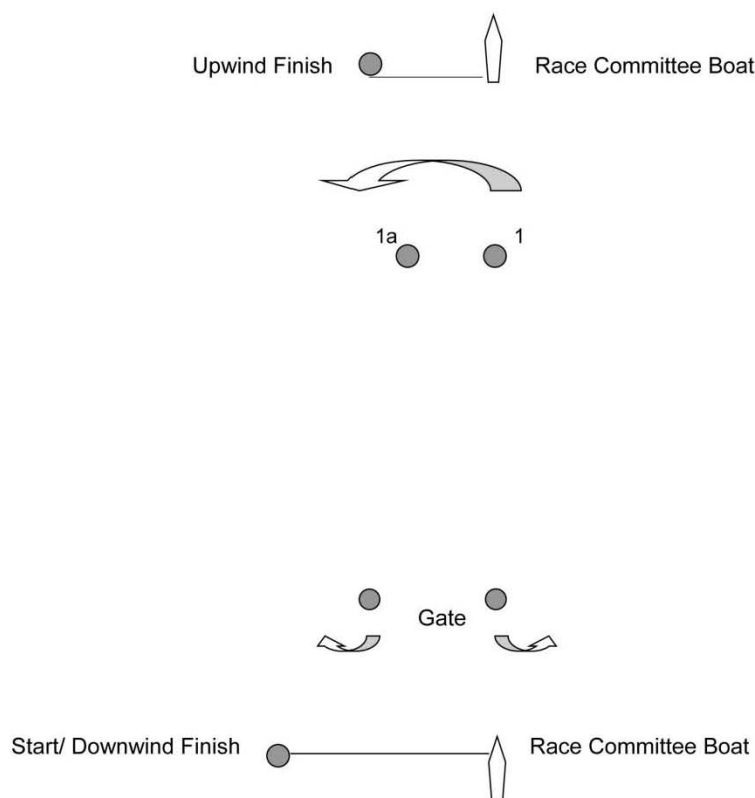
A windward offset mark will be approximately perpendicular to the course axis and approximately 150 meters from the windward mark. The windward offset mark is to be rounded to port. If the windward offset mark is missing, boats are to round the windward mark. This changes RRS 34.

A leeward gate (2 marks) will be used. The gate will be located approximately 200 meters to windward of the starting line. If one of the leeward gate marks is missing, boats shall round the one existing leeward mark to port. This changes RRS 34.

For upwind finishes, the finishing line will be located approximately 250 meters to windward of the windward mark (unless there is a change of course to the finish).

For downwind finishes, the finishing line will be in the same location as the starting line unless there is a change of course to the finish. The line may be shorter with the pin end moved closer to the RC signal boat.


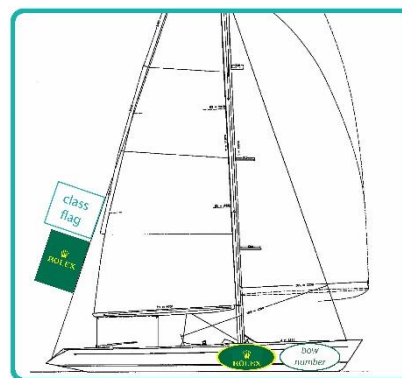
The colour of the inflatable marks are found in SI 6.4.



Course 1: Start - 1-1a - Gate - 1-1a - Downwind Finish

Course 2: Start - 1-1a - Gate - 1-1a - Gate - Upwind Finish

APPENDIX DELTA | FLAG & STICKERS POSITIONING

Maxi Yacht Fleet: WHILE MOOREDWHILE RACINGMini Maxi fleet: WHILE MOOREDWHILE RACINGMANDATORY:

THE BETTER YOU PLACE THE STICKER, THE LESS CHANCE IT HAS OF FALLING IN THE WATER
DO IT PROPERLY FOR THE GOOD OF THE SEA

A WELL APPLIED STICKER SHOULDN'T TEAR OR PEEL OFF

1. Remove the salt from the bow with fresh water and clean with isopropylene alcohol.
2. Position the sticker and remove ¼ of the protective film.
3. Use a plastic card, such as a credit card, to expel any air all the way to the edge of the sticker.
4. Allow a minimum of 2 hours before going sailing.

Any attempt to reposition the sticker due to poor initial placement will reduce the solidity of the mounting. If this should occur, please ask the race office for a new sticker.



UNE APPLICATION CORRECTE DE L'AUTOCOLLANT ÉVITERA DE LE PERDRE DANS L'EAU
FAITES LE BON GESTE POUR LE BIEN DE LA MER

UN AUTOCOLLANT BIEN APPLIQUÉ NE SE DÉTACHE PAS

1. Enlevez le sel de la proue avec de l'eau douce puis nettoyez avec de l'alcool isopropylique.
2. Positionnez l'autocollant en retirant ¼ du film protecteur.
3. Utilisez une spatule en plastique, comme une carte de crédit, afin de retirer l'air présent sous toute la surface adhésive.
4. Attendre au moins 2 heures avant de naviguer.

Toute tentative de repositionnement de l'autocollant, suite à une erreur d'application, réduira la résistance de la colle. Le cas échéant, veuillez demander un nouvel autocollant à l'organisateur.



UNA CORRETTA APPLICAZIONE RIDUCE LA POSSIBILITÀ DI CADUTA IN ACQUA
FATE IL GESTO GIUSTO PER IL BENE DEL MARE

UN ADESIVO INCOLLATO BENE NON DOVREBBE STACCARSI

1. Togliete il sale dalla prua con acqua dolce e pulitela con alcool isopropilico.
2. Posizionate l'adesivo togliendo ¼ della pellicola protettiva.
3. Usate una spatola di plastica, come una carta di credito, per eliminare ogni bolla d'aria su tutta la superficie dell'adesivo.
4. Aspettate almeno due ore prima della navigazione.

Ogni tentativo di riposizionare l'adesivo a causa di un'errata applicazione riduce la resistenza dell'incollaggio. In tal caso, chiedete un altro adesivo all'ufficio gara.

APPENDIX ECHO | 2017 EMERGENCY PROCEDURES

The YCCS, in conjunction with safety officials in Porto Cervo, has established emergency procedures to provide help in the event of an on the water emergency, including injury requiring medical assistance.

1. Contact the race committee immediately on VHF 72.
2. Identify your yacht, the nature of the emergency (example: type of injury, number of people injured), and your yacht's position.
3. The race committee will alert on water safety boat (which will also be monitoring VHF 72) and may direct you to another VHF channel or mobile phone for further communication.
4. Proceed at best speed to a designated rendezvous point as directed.
5. Depending on the nature and severity of the injury, should this be the emergency, safety boat personnel may come aboard your boat to administer aid, evacuate the injured party and/or re-direct you for transfer of the injured person.
6. You are asked to cooperate fully with the race committee, local law enforcement and emergency personnel direction.

Please take the time to review these procedures with your crew prior to the race.

EMERGENCY AND MEDICAL NUMBERS

Race Committee: VHF Channel 72

RC Signal Boat: Phone n. +39 348.74.237.05 or +39 333.48.583.85

APPENDIX FOXTROT | TRACKING SYSTEM INSTRUCTIONS



INTEGRATION TO SAILING INSTRUCTIONS

- 1 GPS tracking of individual boats will be used for safety purposes. In addition, the organizers will use the Trac Trac system for public media purposes and to provide displays onshore.
- 2 The following safety procedure will be followed:
 - a) At registration, the boat representative, shall personally collect and sign for their tracking device.
 - b) It is a boat representative responsibility to re-charge every evening the tracking device. Every tracking device is provided with a 100/240V 50/60Hz micro USB charger.
 - c) The tracking device must be returned to the race office at the end of the last race of the series and before the prize giving.
 - d) Any boat failing to comply with this procedure, without any reason beyond her control, will be reported to the race committee and/or protest committee for possible action.

PLEASE RETURN THE TRACKING DEVICE AND CHARGER TO THE EVENT ORGANIZER IMMEDIATELY FOLLOWING THE LAST RACE. IN CASE OF LOSS, THE COST WILL BE CHARGED.

Tracking System Instructions

DEVICE OPERATIONS



Led Indicators
GPS GSM Power



Switch On/Off
Button



Mini USB
Connector

SWITCHING ON/OFF

Press the **Switch On/Off Button** for at least 3 seconds and release it to turn on.

If you wish to **switch off** the device, push and hold for at least 2 seconds the **Switch On/Off Button**. **Power LED** will fast flash and then turn off, it indicates that the unit is turned off.

LEDs Description

LED	EVENT	STATE
GPS LED	GPS has fixed	Solid
	GPS is in fixing	Fast Flash
	GPS is off	Dark
GSMLED	Searching network	Fast Flash
	Network has been registered	Slow Flash
Power LED	Power on and normal	Dark
	Charger inserted and charging completed	Solid
	Charger inserted and charging	Fast Flash
	Power key was pressed and prepare to power off	Fast Flash
	Power low alert	Slow Flash