



YACHT CLUB COSTA SMERALDA



ROLEX MAXI 72 WORLD CHAMPIONSHIP

SAILING INSTRUCTIONS

PORTO CERVO, 03rd - 10th SEPTEMBER 2016



1 REFER TO NOTICE OF RACE

RULES, refer to paragraph 2;

ADVERTISING, refer to paragraph 3 and Appendix Delta of the Sailing instructions;

ENTRY & ENTRY FEE, refer to paragraph 5;

RACING AREA & CHARTS, refer to paragraph 9;

SCORING & RESULTS, refer to paragraph 10;

TROPHIES AND PRIZES, refer to paragraph 16;

DISCLAIMER OF LIABILITY & MEDIA RELEASES 18 & 19;

2 NOTICES TO COMPETITORS and CHANGES TO SAILING INSTRUCTIONS

2.1 Notices to competitors will be posted on the official notice board located in the Piazza Azzurra in front of the entrance of the YCCS clubhouse.

2.2 Any change to the sailing instructions will be posted before 09.30 on the day it will take effect, except that any change to the schedule of races will be posted by 20.00 on the day before it will take effect.

2.3 The race committee will broadcast its intent for the day's racing at 09.30 daily on VHF channel 72.

3 SIGNALS MADE ASHORE

3.1 Signals made ashore will be displayed on the flag pole on the YCCS Clubhouse terrace overlooking Piazza Azzurra. The display or removal of signals will be announced by radio on VHF channel 72 when the race committee, at its discretion, considers it appropriate to do so.

3.2 When flag AP is displayed ashore, '1 minute' is replaced with 'not less than 60 minutes in the race signal AP.'

4 SAILING PROGRAMME AND SCHEDULE OF RACES

4.1 The intended programme and schedule of races is set out below but the organizers and/or the race committee reserves the right to change the schedule at its discretion, taking into account weather conditions and all other factors which may impact the fairness of the racing:

Saturday 3 rd :	All boats moored at regatta berths Marina Porto Cervo (if not sailing), inspections;
Sunday 4 th :	All boats moored at regatta berths Marina Porto Cervo (if not sailing). Inspections and registration (10.00 – 16.00). Skipper's Briefing, 18.00 ;
Monday 5 th :	Race(s);
Tuesday 6 th :	Race(s);
Wednesday 7 th :	Race(s);
Thursday 8 th :	Lay day or resail; <i>(The IMA Annual General Meeting will be held at the YCCS clubhouse on the lay day at 10.30 or at 18.00 if there is a re-sail.)</i>
Friday 9 th :	Race(s).
Saturday 10 th :	Race(s). Prize giving, at 17.30.

4.2 The scheduled time of the warning signal for the first Maxi category each day will be 11.30. The racing format (coastal or windward/leeward) and the starting sequence each day for all categories will be posted on the official notice board by 20.00 on the evening prior to racing.

4.3 Based on a Coastal race counting for two W/L races, a maximum of ten "counted" W/L's shall be sailed. Three races are required to be completed to constitute a series. A maximum of three W/L races or one Coastal race may be sailed per day. On the final day of the event, until the warning signal of the first race, the RC may announce its aim to have two WL races even if that brings the total number of "counted" W/L races sailed to eleven races.

4.4 If the Race Committee intends to hold an additional race the same day, a Race Committee or Service Boat near the finishing line will display Code Flag G. The warning signal for the additional race will be made one minute after the lowering of Code Flag G (with one sound), as soon as practical after the conclusion of the previous race.

4.5 On the last day of the regatta no warning signal will be made after 15.00.

5 CATEGORY FLAG

5.1 The Maxi72 Category is not required to display a Category Flag when racing if the class mainsail logo is in place.

6 COURSES, MARKS AND AREAS THAT ARE OBSTRUCTIONS

6.1 Coastal courses are described in [Appendix Bravo Edition 2016](#) – (separate booklet in the captains' pack and published on the [YCCS website](#).)

6.2 Windward/leeward courses (for the Wally and M72 categories) are described in [Appendix Charlie](#).

6.3 Courses for both windward/leeward races and the coastal races will be signalled to competitors from the race committee vessel by displaying on the course board the number of the selected course before or at the warning signal for each category.

6.4 Marks of the course:

(a) The marks for coastal courses are described in Appendix Bravo Edition 2016. Marks laid by the race committee will be white inflatable buoys, except for Mark Bravo and Zulu which will be red.

(b) Marks laid by the race committee for windward/leeward courses, will be white inflatable buoys except for marks for a change of course which will be red.

6.5 For windward/leeward races, if a gate mark is missing, boats shall leave the remaining mark to port. (this Changes RRS 34.)

6.6 Areas that are ranked as obstructions are described in Appendix Bravo Edition 2016, section 2.5 (Prohibited Passages).

7 THE START

7.1 Races will be started in accordance with RRS 26.

7.2 The starting line will be located within approximately four nautical miles of the entrance to Porto Cervo harbour. The starting line will be between staffs displaying orange flags on the race committee boat at the starboard end of the line and a service boat at the port end. The service boat at the port end may be replaced by a white inflatable buoy. The race committee boat and the service boat may hold their position with the use of their engines.

7.3 Boats whose warning signal has not been displayed shall avoid the starting area during the starting sequences for other categories.

7.4 A boat starting later than five minutes after her starting signal will be scored **Did Not Start** without a hearing. This changes RRS A4.

7.5 The start time for the first category is schedule for 11.35 each day.

7.6 The starting sequence may change depending in part on whether the Wally and Maxi72 categories are sailing coastal or windward/leeward courses. The racing format and starting sequence for each race day will be posted on the official notice board by 20.00 on the evening prior to racing.

8 CHANGING THE NEXT LEG OF THE COURSE

8.1 For windward/leeward races, to change the next leg of the course, the race committee will lay new red buoys (or move the finishing line) and remove the original buoys as soon as practicable. If a change of course is signalled for a windward leg, a new Mark 1a (the "offset mark") will be laid and will be a red inflatable buoy. The change shall be signalled before the leading boat has begun the leg, although the new marks may not yet be in place.

8.2 For coastal races, refer to Appendix Bravo, section 2.9 (*Change of the Course after the Start*).

9 THE FINISH

9.1 For windward/leeward downwind finishes, the finishing line will be in the same location as the starting line, except that the line may be shorter with the pin end moved closer to the race committee signal boat. The finishing line will be between the staff displaying an orange flag on the race committee signal boat and a staff displaying an orange flag on the pin end boat. In the event that the pin end boat is not on station, it will be replaced by a white finishing inflatable buoy.

9.2 For windward/leeward upwind finishes, the finishing line will be located approximately 300 meters beyond to windward of the windward mark. The finishing line will be between the staff displaying an orange flag on a race committee boat and a staff displaying an orange flag on the pin end boat. In the event that the pin end boat is not on station, it will be replaced by a white inflatable buoy.

9.3 For coastal race finish information, refer to Appendix Bravo, section 2.3 (*Finishing Line*).

10 PENALTIES

10.1 RRS 44.1 is changed so that the Two-Turns Penalty is replaced by the One-Turn Penalty except if the incident takes place when at least one of the boats is in the zone of a rounding mark.

10.2 Declaration of accepting the penalty shall be filled with the Race Office upon finishing within the protest time limit.

11 TIME LIMITS

11.1 The time limit for each windward/ leeward race shall be 2 hours and 30 minutes. Boats failing to finish within 45 minutes after the first boat sails the course and finishes will be scored **Did Not Finish** without a hearing. This changes RRS 35, A4 and A5.

11.2 The time limit for the coastal races shall be 19.30. Boats failing to finish within 120 minutes after the first boat sails the course and finishes shall be scored **Did Not Finish** without a hearing. This changes RRS 35, A4 and A5.

12. PROTESTS AND REQUESTS FOR REDRESS

12.1 Decisions of the International Jury shall be final as provided in RRS 70.5.

12.2 Protest forms are available at the YCCS Race Office placed in the Piazza Azzurra. Protests and requests for redress, shall be delivered there within the protest time limit and lodged with the Jury Secretary.

12.3 Protest Time limits are as follows:

(a) Rating protests are in accordance with clause 6.4 of the Notice of Race;

(b) The protests time limit is 90 minutes after the last boat of the M72 Class has finished the last race of the day.

12.4 Notices will be posted within 30 minutes after the protest time limit has expired to inform competitors of hearings in which they are parties or named as witnesses. Hearings will be held in the Jury room, located on the ground floor of the YCCS Clubhouse. Hearings may be scheduled to begin up to 30 minutes before the end of the protest time limit. All persons involved in the hearing shall remain in the vicinity of the Jury room.

12.5 Notices of protests by the race committee or International Jury will be posted on the official notice board to inform boats under RRS 61.1(b).

12.6 Penalties for breaches of a rule other than a rule of Part 1 and Part 2 of the RRS may be less than disqualification if the Jury so decides. The scoring abbreviation for a discretionary penalty imposed under this instruction will be DPI.

12.7 Breaches of Notice of Race 2.2 and 2.3, Sailing Instructions 7.3, 13, 17, 19 and RRS 55 will not be grounds for a protest by a boat. This changes RRS 60.1(a).

12.8 On the last day of the regatta:

(a) a request for reopening a hearing shall be delivered

(1) within the protest time limit if the party requesting reopening was informed of the decision on the previous day;

(2) no later than 30 minutes after the party requesting reopening was informed of the decision on that day. This changes RRS 66.

(b) a request for redress from a Jury decision shall be delivered no later than 30 minutes after the decision was posted. This changes RRS 62.2.

13 RETIREMENT

A boat that retires from a race shall notify the race committee boat by hailing or by radio on VHF channel 72 before leaving the race area, or by notifying the race office promptly after arriving ashore.

14 MEASUREMENT AND INSPECTION

14.1 The race committee may undertake random inspections and measurement checks on any competing boat throughout the regatta period. All boats shall be available for inspection at any reasonable time. In the event of a protest, access for inspections may be requested at any time.

14.2 Boats may be checked prior to or after each race. Boats may be boarded on their way to and from the race area when conditions allow. Sails may need to be transported ashore for measurement check.

15 CREW NUMBER AND CREW LIST

15.1 A Maxi72 shall race with the crew as declared on the Crew list for the entire regatta with the exceptions described at 15.3, 15.4 and 15.5.

15.2 The maximum number of crew declared shall not be more than 20.

15.3 For each racing day, the declared crew may be reduced by up to two crew members, if the changes are communicated in writing with the M72 Class Manager no later than two hours before the first scheduled warning signal.

15.4 The crew, as declared on the crew list, may only be amended on basis of proper reason, in which case the total number of crew shall remain the same.

15.5 A "registered crew" change and the reason for the change may be submitted in writing to the M72 Class Manager at any time. His decision is final.

15.6 One Bona Fide guest may be added to the crew (above the registered crew limit (Maxi 72 Rule C.2.3) on a daily basis provided a completed Guest Declaration is submitted to the Maxi72 Class Manager for his approval before 16:00 hours on Sunday 4th September 2016.

15.7 Guests shall not participate in the racing and shall be positioned after of the mainsheet track in a safe manner (toilet visit permitted). Guests may have legs inboard or as well as legs outboard, but are not to be fully hiking. Guests shall preferably wear a lifejacket or otherwise clothing that clearly is different from the regular crew, and preferably a life jacket.

15.8 A guest fully hiking may be reported to the Organizer as "participating in racing". This may result in retracting the permission to carry guests for the remainder of the event.

15.9 The Maxi72 Class Manager shall communicate crew changes and guest changes in writing to the Race Office before the first warning signal of each race day.

16 OFFICIAL BOATS AND PRESS

16.1 The committee boat will be identified by a large burgee of the YCCS. The committee boat will normally be the starting boat.

16.2 Service boats will be identified by a white flag with the letter "S".

16.3 Jury boats will be identified by a white flag with the letter "J".

16.4 Vessels used by press, photographers, film crews, vip's, etc. are not under the jurisdiction of the race committee but may be identified by displaying a white flag with the letter "P" or the event flag.

17 SUPPORT BOATS

17.1 All support boats shall register with organizing authority before the start of the first race of the regatta and shall where possible display a flag supplied.

17.2 Support boats shall stay outside areas where boats are starting from the time of the preparatory signal for the first category to start until all boats have started, the race committee signals a postponement, a general recall or an abandonment or until the boat supported has retired. J Class support boats are allowed to follow their respective boats on the race course.

17.3 Support boats shall not interfere with any boat racing. Penalties for interfering shall be assigned to the respective boats and shall be at the discretion of the international jury.

18 HAULING OUT AND REPAIRS

18.1 Boats shall not be hauled out during the regatta except with the prior written permission of the organizing authority. Cleaning and polishing below the waterline is not permitted when hauled out during the event. The cleaning of the hull inside the Harbour is not permitted.

18.2 Repairs and replacement of sails, equipment and hull parts damaged during a regatta shall not cause a boat to be re-measured until after the regatta is completed. Applications to replace or repair sails must be made to the organizing authority on the Sail Repair/Replacement Form available at the race office. No repair shall be carried out and no replacement shall be made after registration without the written consent of the organizing authority.

19 RADIO COMMUNICATION AND ELECTRONIC EQUIPMENT

19.1 The race committee will use VHF 72 to broadcast information such as signals made ashore, the location of the race committee boat, change of course etc. The race committee will broadcast information about its plans for the day at 0930. A time check may be transmitted by the race committee approximately 30 minutes before the first warning signal each day.

19.2 Neither failure by the race committee to transmit by radio the information referred to in this Sailing Instruction, nor errors, omissions or delay in doing so or failure by a boat to receive or hear such radio transmissions will be grounds for request of redress by a boat. This changes RRS 60.1 (b) and 62.1 (a).

19.3 With the exception of SI 13 and 19.5 and for safety or emergency reasons, a boat shall neither make radio transmission while racing nor receive radio communications not available to all boats. Competitors shall not use any electronic device (including scanners), which can receive UHF frequencies, from 10.30 until racing has concluded on each of the race days.

19.4 Electronic navigation aids, including radar and GPS, are permitted.

19.5 For the Supermaxi category only, RRS 41 is changed such that for safety purposes boat to boat communication between Supermaxi boats is allowed and encouraged. VHF channel 08 will be designated the safety channel or this purpose and must be monitored by all Supermaxi boats while racing. Boats in all categories, including the Maxi 72 category, are requested to maintain a radio watch on the safety channel when sailing in close proximity to the Supermaxi boats and respond in a timely fashion when hailed.

19.6 At registration each yacht will be issued a Trac Trac GPS tracking unit and a charger. The tracking unit shall be attached to each yacht in accordance with Appendix Foxtrot. It is mandatory for each boat to recharge the unit every evening. Failure to do so will be reported to the race committee who may take action. The Trac Trac GPS tracking unit and charger shall be returned to the race office after the last race of the event.

Attachments:

Appendices: ALPHA: FIV Prescriptions;
BRAVO 2016: Coastal and Island Courses (*Separate booklet*);
CHARLIE: Windward/Leeward Courses;
DELTA: Flag & Stickers Positioning;

ECHO: On Water Emergency Procedures;
FOXTROT: Tracking System Instructions;

APPENDIX ALPHA

Extract from the prescriptions of the FIV

PART 6 - ENTRY AND QUALIFICATION

Rule 75 – ENTERING A RACE

Prescription to Rule 75.2



The Italian Sailing Federation prescribes: “Current FIV regulations are to be followed when accepting entries; the competitors must hold a valid and current FIV Membership and the owners of boats of recognized classes, including offshore, must also hold a valid and current FIV Membership, even if they are not sailing the race.”

APPENDIX CHARLIE | WINDWARD/LEEWARD COURSES

Course marks will be white inflatable buoys.

In case of changing the next leg of a course, the race committee will lay red marks.

Marks 1 and 1a shall be left to port.




Course 3: Start - 1 - 1a – 2s/2p – Finish (Upwind)

Course 4: Start - 1 - 1a - 2s/2p - 1 - 1a – Finish (Downwind)

Course 5: Start - 1 - 1a - 2s/2p - 1 - 1a - 2s/2p – Finish (Upwind)

Course 6: Start - 1 - 1a - 2s/2p - 1 - 1a - 2s/2p - 1 - 1a – Finish (Downwind)

APPENDIX DELTA | FLAG & STICKERS POSITIONING

WHILE MOOREDWHILE RACINGMANDATORY:

THE BETTER YOU PLACE THE STICKER, THE LESS CHANCE IT HAS OF FALLING IN THE WATER
DO IT PROPERLY FOR THE GOOD OF THE SEA
 A WELL APPLIED STICKER SHOULDN'T TEAR OR PEEL OFF

1. Remove the salt from the bow with fresh water and clean with isopropylene alcohol.
2. Position the sticker and remove ¼ of the protective film.
3. Use a plastic card, such as a credit card, to expel any air all the way to the edge of the sticker.
4. Allow a minimum of 2 hours before going sailing.

Any attempt to reposition the sticker due to poor initial placement will reduce the solidity of the mounting. If this should occur, please ask the race office for a new sticker.



UNE APPLICATION CORRECTE DE L'AUTOCOLLANT ÉVITERA DE LE PERDRE DANS L'EAU
FAITES LE BON GESTE POUR LE BIEN DE LA MER
 UN AUTOCOLLANT BIEN APPLIQUÉ NE SE DÉTACHE PAS

1. Enlevez le sel de la proue avec de l'eau douce puis nettoyez avec de l'alcool isopropylique.
2. Positionnez l'autocollant en retirant ¼ du film protecteur.
3. Utilisez une spatule en plastique, comme une carte de crédit, afin de retirer l'air présent sous toute la surface adhésive.
4. Attendez au moins 2 heures avant de naviguer.

Toute tentative de repositionnement de l'autocollant, suite à une erreur d'application, réduira la résistance de la colle. Le cas échéant, veuillez demander un nouvel autocollant à l'organisateur.



UNA CORRETTA APPLICAZIONE RIDUCE LA POSSIBILITÀ DI CADUTA IN ACQUA
FATE IL GESTO GIUSTO PER IL BENE DEL MARE
 UN ADESIVO INCOLLATO BENE NON DOVREBBE STACCARSI

1. Togliete il sale dalla prua con acqua dolce e pulitela con alcool isopropilico.
2. Posizionate l'adesivo togliendo ¼ della pellicola protettiva.
3. Usate una spatola di plastica, come una carta di credito, per eliminare ogni bolla d'aria su tutta la superficie dell'adesivo.
4. Aspettate almeno due ore prima della navigazione.

Ogni tentativo di riposizionare l'adesivo a causa di un'errata applicazione riduce la resistenza dell'incollaggio. In tal caso, chiedete un altro adesivo all'ufficio gara.

APPENDIX ECHO | 2016 EMERGENCY PROCEDURES

The YCCS, in conjunction with safety officials in Porto Cervo, has established emergency procedures to provide help in the event of an on the water emergency, including injury requiring medical assistance. We also have emergency numbers should there be an accident or injury on shore.

1. Contact the Race Committee immediately on VHF 72 or VHF 8. If unable to raise the race committee on VHF, call the race office.
2. Identify your yacht, the nature of the emergency (type of injury, number of people injured), and your yacht's position.
3. The Race Committee will alert on water safety boats (which will also be monitoring VHF 72) and may direct you to another VHF channel or cell phone for further communication.
4. Proceed at best speed to a designated rendezvous point as directed.
5. Depending on the nature and severity of the injury, should this be the emergency, safety boat personnel may come aboard your yacht to administer aid, evacuate the injured party and/or re-direct you for transfer of the injured person.
6. You are asked to cooperate fully with the Race Committee, local law enforcement and emergency personnel direction.

Please take the time to review these procedures with your crew prior to the race.

EMERGENCY AND MEDICAL NUMBERS

Race Committee: VHF Channel 72 or VHF Channel 08

YCCS Race Office: Phone n. +39 333.48.583.85

APPENDIX FOXTROT | TRACKING SYSTEM INSTRUCTIONS



INTEGRATION TO SAILING INSTRUCTIONS

- 1 GPS tracking of individual boats will be used for safety purposes. In addition, the organizers will use the Trac Trac system for public media purposes and to provide displays onshore.
- 2 The following safety procedure will be followed:
 - a) At registration, the boat representative, shall personally collect and sign for their tracking device.
 - b) It is a boat representative responsibility to re-charge every evening the tracking device. Every tracking device is provided with a 100/240V 50/60Hz micro USB charger.
 - c) The tracking device must be returned to the race office at the end of the last race of the series and before the prize giving.
 - d) Any boat failing to comply with this procedure, without any reason beyond her control, will be reported to the race committee and/or protest committee for possible action.

PLEASE RETURN THE TRACKING DEVICE AND CHARGER TO THE EVENT ORGANIZER IMMEDIATELY FOLLOWING THE LAST RACE. IN CASE OF LOSS, THE COST WILL BE CHARGED.

Tracking System Instructions

DEVICE OPERATIONS



Led Indicators
GPS GSM Power



Switch On/Off
Button



Mini USB
Connector

SWITCHING ON/OFF

Press the **Switch On/Off Button** for at least 3 seconds and release it to turn on.

If you wish to **switch off** the device, push and hold for at least 2 seconds the **Switch On/Off Button**. **Power LED** will fast flash and then turn off, it indicates that the unit is turned off.

LEDs Description

LED	EVENT	STATE
GPS LED	GPS has fixed	Solid
	GPS is in fixing	Fast Flash
	GPS is off	Dark
GSMLED	Searching network	Fast Flash
	Network has been registered	Slow Flash
Power LED	Power on and normal	Dark
	Charger inserted and charging completed	Solid
	Charger inserted and charging	Fast Flash
	Power key was pressed and prepare to power off	Fast Flash
	Power low alert	Slow Flash