



YACHT CLUB COSTA SMERALDA



**ROLEX SWAN CUP CARIBBEAN 2015**

**SAILING INSTRUCTIONS**  
**VIRGIN GORDA, 3<sup>rd</sup> - 7<sup>th</sup> MARCH**



## 1. **Rules**

The regatta will be governed by the following:

- (a) the *rules* as defined in the Racing Rules of Sailing (RRS 2013-2016);
- (b) Current IRC Rules, Parts A, B and D. IRC Rules 22.4.1 and 22.4.2 shall not apply. There will be no crew number or weight limitation;
- (c) ISAF Offshore Special Regulations for Category 3 no white flares are required, amending Special Regulation 4.23, Jackstays are not required, amending Special Regulation 4.04. Life rafts on board are compulsory to Regulation 4.20 specifications.
- (d) The Sailing Instructions including all the appendices;
- (e) In the event of a conflict between any of the above rules and/or regulations and the Sailing Instructions, the Sailing Instructions shall prevail. This changes RRS 63.7;
- (f) Advertising in accordance with ISAF Regulation 20 Advertising Code. Boats shall display Event Advertising in compliance with ISAF Regulation 20, Advertising Code, and as detailed in the Sailing Instructions;
- (g) English shall be the official language of the Regatta;
- (h) No national authority prescriptions will apply.
- (i) RRS 55 is changed adding the following sentence to the rule. 'However, the use of biodegradable wool bands in the course of setting a sail is permitted.'
- (j) The Registration Nationality of a boat is indicated by the owner of the boat as set out in the entry form (FLAG section). If not indicated the sail number and/or the owner's nationality will be used.

## 2. **Event classification and advertising**

Refer to Notice of Race Paragraph 3 and APPENDIX ALPHA of the SI.

## 3. **Venue**

Regatta Headquarters will be located at the YCCS Virgin Gorda Regatta Village and the Official Notice Board (ONB) will be located at the Race Office.

## 4. **Registration Formalities**

4.1 To qualify as a competitor the following shall be completed with the Race Office by 16.00 hours on March 3<sup>rd</sup>, 2015:

- Entry Form duly signed;
- Acceptance of the Notice of Race, Disclaimer of Liability, Photography and TV Rights Consent and Insurance Third party Liability as set out in the Entry Form;
- Crew List completed in full and signed;
- Media Releases Consent form signed by all crew members;
- Sail Declaration Form.

4.2 Without the written approval of the Organizing Authority:

- (i) yachts not complying with the requirements of S.I. 4.1 are not eligible for the event;
- (ii) and the value of rating certificates issued by 16.00 hours on 3<sup>rd</sup> March 2015 shall not be modified, except for changes arising from controls or for protests due to unauthorised changes to the boat that would affect the rating made after that posting.

4.3 Crew List changes shall be communicated to the Race Office on the appropriate form by 09.00 hours on the race day(s) when there are changes.

## 5. **Briefing**

The official briefing will be held at YCCS Clubhouse at 16.30 hours on 3<sup>rd</sup> March, 2015. Two representatives of each boat shall attend.

## 6. **Amendments to the Sailing Instructions and Notices to Competitors**

6.1 The Organizing Authority may amend these Sailing Instructions in accordance with RRS 88.2(a).

Any amendments will be posted on the ONB no later than 09.00 hours on the day it comes into effect except that changes to the programme shall be posted by 20.00 hours on the day before the change takes effect. It is the responsibility of competitors to acquaint themselves with these notices. A copy of each amendment will be available at the Race Office, published on the official website and possibly emailed to all Owners whose entries have been accepted.

6.2 Notices to competitors will be posted on the ONB and available at the Race Office.

## 7. **Signals made ashore**

7.1 Signals made ashore shall be displayed on the official flag pole located at the YCCS Clubhouse.

7.2 Code flag "AP" (Answering Pennant) means "the race is postponed". No warning signal will be made prior to 90 minutes after "AP is lowered".

## 8. **Program**

### 8.1 Registration, Inspections and Racing

<u>Date</u>	<u>Program</u>	<u>Scheduled Time</u>
Tuesday, March 3 <sup>rd</sup>	Registration/Inspections Skipper's Briefing	09.00 – 16.00 16.30
Wednesday, March 4 <sup>th</sup>	Racing	11:00 (first signal)
Thursday, March 5 <sup>th</sup>	Racing	11:00
Friday, March 6 <sup>th</sup>	Racing	11:00
Saturday, March 7 <sup>th</sup>	Racing	11:00

### 8.2 Prize Giving

Saturday, March 7<sup>th</sup>

### 8.3 Alteration of Program:

The Organizing Authority and the Race Committee reserve the right to modify the program based on weather conditions or other unforeseen circumstances.

## 9. **The Start - Courses - Finish - Marks**

Starting areas, the starting line, courses, finishing line and marks are described in SI Paragraphs 10 and **Appendix BRAVO** (see separate booklet - Coastal and Island courses).

## 10. **Classes and Starting Procedure**

10.1 The regatta is open to all Nautor's Swan yachts with a valid 2015 IRC Certificate or a valid CSA Certificate. It is the intent of the Organizing Authority to divide the fleet into two Classes based on LH (below). Classes A and B may be further split into divisions based on rating system, rating bands or spinnaker / non-spinnaker entries. This will be confirmed by the Organizing Authority and published in a Notice to Competitors after the close of registration on Tuesday 3<sup>rd</sup> March, 2015.

Class A (Swan Maxi) Yachts of LH 18.29m and above

Class B (Swan) Yachts of LH 18.28m and below.

10.2 The Organizing Authority reserves the right to amend the class designations based on entries received and/or to amalgamate and/or further split classes at its discretion. The decisions of the Organizing Authority in this respect shall be final and there shall be no claims for redress (changing RRS 62).

10.3 In accordance with RRS 26 the flag utilized as the Classes Flag will be Flag "G" for Class A and "H" for Class B. At or before the warning signal for the first class, the Race Committee will display the course to be sailed on a number board on the Race Committee signal boat.

10.4 Support boats shall stay outside areas where boats are racing from the time of the preparatory signal for the first class to start until all boats have finished, the race committee signals a postponement, general recall or abandonment or until the boat supported has retired. Infringement of this rule by a boat's support vessel may result in the imposition of a time penalty against that boat by the Protest Committee.

10.5 If a yacht tender or a race committee boat is in the immediate vicinity of a man overboard, that vessel can recover the man overboard. Whether the man overboard is transferred back to the racing yacht will be at the discretion of the yacht captain (this changes RRS 47.2).

10.6 Marks laid by the Race Committee will be **white** inflatable buoys for the courses and **yellow** inflatable buoy for the change of course.

## 11 Penalty Systems

11.1 For all classes, the specified penalty under RRS 44.1 for a boat that may have broken a rule of Part 2 outside the zone shall be either:

(a) accepting a Scoring Penalty that complies with RRS 44.3. The 20% Scoring Penalty shall be not less than two places except for classes with less than five entries, it shall be one place. Submitting a written declaration at the jury desk within the protest time limit shall satisfy the requirement of RRS 44.3(b) to inform the race committee at the finishing line.

Or

(b) taking a One-Turn Penalty that complies with RRS 44.2. This changes RRS 44.1.

(c) However, if a yacht breaks a rule of Part 2 within the zone of any rounding or finishing marks, the penalty shall be a Two-Turns Penalty that complies with RRS 44.2, and the Scoring Penalty of RRS 44.3 shall not apply.

11.2 When the jury decides that a yacht, which is party to a protest, has broken a rule and is not exonerated, it may impose a scoring penalty (which may be no penalty) at its discretion, as an alternative to disqualification. This changes RRS 64.1.

## 12 Committee Boat, Service Boats and Press Vessels

12.1 The Race Committee boat will be identified by a large burgee of the YCCS. The Race Committee boat will normally be the starting and finishing boat.

12.2 Service vessels will be marked by a flag with a red letter "S" on a white background.

12.3 Vessels used by Press, Photographers, Film Crews, VIP's, etc. are not under the jurisdiction of the Race Committee.

12.4 Support boats, if any, must register at the Race Office and collect an identification flag.

## 13. Time Limits

13.1 The time limit is 18.00 hours.

If at least one yacht in class sails the course and finishes within the time limit, all other yachts in class which complete the course within 90 minutes after the finish of the first yacht will be scored.

13.2 Yachts failing to finish within 90 minutes after the first yacht sails the course and finishes, will be scored points for the finishing place equal to the number of yachts in that class that finished that race plus 2. This changes RRS 35 and A4.

## 14. Retirement

14.1 A yacht that retires from a race shall notify the Race Committee Boat by hailing or on VHF channel 72 before leaving the race area, or calling the Race Office as soon as practical.

14.2 Yachts that do not intend to race shall notify the Race Office before 10.00 hours.

14.3 A yacht forced to return ashore to a point different than its assigned mooring place at YCCS Marina or that cannot reach the marina by its own means shall inform the Race Committee of its circumstances as soon as practical.

## 15. Protests

15.1 Protests shall be made in accordance with RRS 60 and 61.

15.2 Protest forms are available at the Race Office and the completed Protest Form shall be lodged there within 120 minutes after the protesting yacht has finished the race of the day.

15.3 Schedule of hearings will be posted on the ONB as soon as possible. Protests shall be heard as soon as possible in approximately the order received. All persons involved in the hearings shall remain in the vicinity of the Protest Room.

15.4 The Race Committee or the Protest Committee intending to protest a boat under Rule 60.2(a) or Rule 60.3(a) because of an incident observed in the racing area shall inform her after the race by posting a notice on the ONB within the protest time limit of the last boat to finish.

15.5 Sailing Instructions 2 and 14 shall not be subject to protest by competing boats (Amends Rule 60).

15.6 On the last day of the Series a request for reopening a hearing held on the previous day shall be lodged before or within the protest time limit. On the last day of the series for the purpose of RRS 66 and 62.2 the time limit will be no later than 30 minutes after being informed of the decision of the protest (RRS 65) or of the relevant incident (RRS 62.2). (Amends RRS 62.2 and 66).

15.7 Inquiries regarding a yacht's rating and/or measurement shall be lodged not later than 17.00 on 3<sup>rd</sup> March 2015.

15.8 It is the yacht representative's sole responsibility to check the protest notices at the end of the protest filing time to see if she is cited in a protest. Competitors are reminded of RRS 63.3 (b).

15.9 Competitors are requested to advise the RC of an intent to protest, including identification of the protested boat, upon crossing the finish line.

#### **16. Communication (VHF Radio – Mobile Phones - AIS)**

16.1 The race committee will use VHF Channel 72 for communication. All competitors must monitor this channel from the time they approach the starting area until departing the finishing area following the race.

16.2 A time check may be transmitted by the Race Committee over VHF Channel 72 approximately 30 minutes before the first warning signal each day.

16.3 There shall be no claim for redress by a yacht in the case of failure to make a radio transmission, delay or error in a transmission, or failure to receive or hear a transmission. This changes RRS 60.1 (b) and 62.1 (a).

16.4 Yachts equipped with an Automatic Identification System (AIS) are required to operate their AIS system from the time they approach the starting area until departing the finishing area following the race.

#### **17. Scoring**

17.1 Scoring will be done in accordance with RRS Appendix A except that a yacht's score will be the sum of all her race scores. This modifies RRS A2.

17.2 Four races are scheduled of which one race will constitute a series.

17.3 Immediately after and/or during the finish, provisional results may be issued by the Race Office for information purposes only. Formal final results shall be signed by the Race Committee.

#### **18. Rating Certificates**

A list of the ratings will be posted on YCCS website by March 1<sup>st</sup> 2015. The protest time limit for rating protests for yachts, except relating to changes made during the regatta, will expire on March 3<sup>rd</sup> 2015 at 17.00 hrs.

#### **19. Control, Measurement and Inspection**

19.1 Yachts may be inspected and/or check measured at any reasonable time before or during the regatta. Boats shall only be measured by measurers pre-approved by the Organizing Authority.

19.2 All yachts must comply with all safety requirements and carry all safety equipment obligated by their Flag State or Insurance Classification.

#### **20. Portable GPS**

Trac Trac GPS will track the yacht's course each day. The Race Committee will have a comprehensive record of every crossing, rounding and passing situation. In addition, the organizers, will use the Trac Trac system for public media purposes and to provide displays onshore.

#### **21. Trophies**

Refer to Notice of Race Par.18.

---

#### **SI Appendices:**

- Appendix ALPHA            **Flag & Stickers Positioning;**
- Appendix BRAVO           **Costal and Island Courses 2015 (*Separate booklet in the captains' pack*);**
- Appendix CHARLIE        **Event Program;**
- Appendix DELTA           **On Water Emergency Procedures;**
- Appendix ECHO            **Tracking System Instructions.**

APPENDIX ALPHA | *FLAGS & STICKERS POSITIONING*

## WHILE MOORED



## WHILE RACING

**MANDATORY:**

THE BETTER YOU PLACE THE STICKER, THE LESS CHANCE IT HAS OF FALLING IN THE WATER  
**DO IT PROPERLY FOR THE GOOD OF THE SEA**  
A WELL STUCK STICKER SHOULDN'T TEAR

1. Remove the salt from the bow with fresh water and clean with isopropylene alcohol.
2. Position the sticker and remove ¼ of the protective film.
3. Use a plastic card, such as a credit card, to expel any air all the way to the edge of the sticker.
4. Allow a minimum of 2 hours before going sailing.

Any attempt to reposition the sticker due to poor initial placement will reduce the solidity of the mounting. If this should occur, please ask the race office for a new sticker.



UNE APPLICATION CORRECTE DE L'AUTOCOLLANT ÉVITERA DE LE PERDRE DANS L'EAU  
**FAITES LE BON GESTE POUR LE BIEN DE LA MER**  
UN AUTOCOLLANT BIEN APPLIQUÉ NE SE DÉTACHE PAS

1. Enlevez le sel de la proue avec de l'eau douce puis nettoyez avec de l'alcool isopropylique.
2. Positionnez l'autocollant en retirant ¼ du film protecteur.
3. Utilisez une spatule en plastique, comme une carte de crédit, afin de retirer l'air présent sous toute la surface adhésive.
4. Attendre au moins 2 heures avant de naviguer.

Toute tentative de repositionnement de l'autocollant, suite à une erreur d'application, réduira la résistance de la colle. Le cas échéant, veuillez demander un nouvel autocollant à l'organisateur.



UNA CORRETTA APPLICAZIONE RIDUCE LA POSSIBILITÀ DI CADUTA IN ACQUA  
**FATE IL GESTO GIUSTO PER IL BENE DEL MARE**  
UN ADESIVO INCOLLATO BENE NON DOVREBBE STACCARSI

1. Togliete il sale dalla prua con acqua dolce e pulitela con alcool isopropilico.
2. Posizionate l'adesivo togliendo ¼ della pellicola protettiva.
3. Usate una spatola di plastica, come una carta di credito, per eliminare ogni bolla d'aria su tutta la superficie dell'adesivo.
4. Aspettate almeno due ore prima della navigazione.


Ogni tentativo di riposizionare l'adesivo a causa di un'errata applicazione riduce la resistenza dell'incollaggio. In tal caso, chiedete un altro adesivo all'ufficio gara.

APPENDIX BRAVO | COASTAL AND ISLAND COURSES 2015

Separate Booklet available in the Regatta Kit.



YACHT CLUB COSTA SMERALDA  
Virgin Gorda



APPENDIX BRAVO

APPENDIX CHARLIE | *EVENT PROGRAMME*

ROLEX SWAN CUP CARIBBEAN

Virgin Gorda, 3 – 7 March 2015

## Calendar of Sport &amp; Social Events

Date	Time	Sport events	Time	Other Events
Tuesday, March 3 <sup>rd</sup>	09.00 -16.00	Registrations and Inspections		
	16.30	Skippers Briefing YCCS Clubhouse	17.00	Opening Reception & Welcome Cocktail at the YCCS Clubhouse
Wednesday, March 4 <sup>th</sup>	11.00	Racing day	to follow	refreshment after race at the YCCS Lawn
			17.00	ClubSwan Cocktail Contest on the Dock at the YCCS Marina
Thursday, March 5 <sup>th</sup>	11.00	Racing day	to follow	Refreshment at the YCCS Lawn
			19:00	Caribbean Barbeque at the Biras Creek Resort
Friday, March 6 <sup>th</sup>	11.00	Racing day	To follow	Refreshment at the YCCS Lawn
			19:00	Gala Dinner at the YCCS Lawn
Saturday, March 7 <sup>th</sup>	11.00	Racing day	17.00	Final Prize giving at the YCCS Lawn
			to follow	Farewell party at the YCCS Lawn



**APPENDIX DELTA | ON WATER EMERGENCY PROCEDURES**

The YCCS, in conjunction with safety officials in Virgin Gorda, has established emergency procedures to provide help in the event of an on the water emergency, including injury requiring medical assistance. We also have emergency numbers should there be an accident or injury on shore.

- 1) Contact the Race Committee immediately on VHF 72. If you are unable to contact the Race Committee, contact VISAR Sea Rescue on VHF Channel 16.
- 2) Identify your yacht, the nature of the emergency (type of injury, number of people injured), and your yacht's position.
- 3) The Race Committee will alert the VISAR on water safety boats (which will also be monitoring VHF 72) and may direct you to another VHF channel or cell phone for further communication.
- 4) Proceed at best speed to a designated rendezvous point as directed.
- 5) Depending on the nature and severity of the injury, should this be the emergency, VISAR personnel may come aboard your yacht to administer aid, evacuate the injured party and/or re-direct you for transfer of the injured person.
- 6) You are asked to cooperate fully with the Race Committee, local law enforcement and emergency personnel direction. VISAR's emergency telephone numbers are listed below.

**Please take the time to review these procedures with your crew prior to the race.**

---

**EMERGENCY AND MEDICAL NUMBERS:**

Race Committee	+39 3334858385	VHF 72
VISAR (Sea Rescue):	+1 284 494 4357	VHF 16
YCCS Marina:	+1 284 3932000	VHF 8

APPENDIX ECHO | *Tracking System Instructions*

## Integration to Sailing Instructions # 20



- 1 GPS tracking of individual boats will be used for safety purposes. In addition the organizers will use the Trac Trac system for public media purposes and to provide displays onshore. Information from the tracking system shall not be used as evidence, or be used as a basis for a protest or request for redress by boats, although the Race Committee or the Protest Committee may use available information from the system at their discretion. This changes RRS 60.1 and 60.2.
- 2 The following safety procedure will be followed:
  - a) At registration, the Boat Representative, shall personally collect and sign for their tracking device.
  - b) It is a Boat representative responsibility to re-charge every night the tracking device. Every tracking device is provided with a 100/240V 50/60Hz micro USB charger.
  - c) The tracking device must be returned to the Race Office at the end of the last race of the series and before the Prize Giving.
  - d) Any boat failing to comply with this procedure, without any reason beyond her control, will be reported to the Race Committee and/or Protest Committee for possible action.

**PLEASE RETURN THE TRACKING DEVICE AND CHARGER TO THE EVENT ORGANIZER IMMEDIATELY FOLLOWING THE LAST RACE OF THE SERIES**


### Tracking System Instructions

#### DEVICE OPERATIONS





- 1 – Switch On/Off Button
- 2 – Led Indicators
- 3 – Micro USB Connector

### SWITCHING ON/OFF

By a push on the  button, the device can be switched on or off.

If you wish to **switch on** the device, push the  button shortly. After a short time, the indicator  lights up and a special switch-on signal appears. The tracking device will register to the GSM network and goes immediately into the standby mode.

If you wish to **switch off** the device, push and hold for at least 6 seconds the  button until the indicator  will light up red/green (similar to orange) and release, you will hear the special switch off signal.





### Tracking System Instructions

#### DEVICE STATUS

If you wish to correctly find out the parameters under which the device operates, observe as carefully as possible the status of the three indicators.

Each status indicator consists of 2-coloured lamps - one of which is indicating a **failure (red)** and the other one is indicating a **process in progress (green)**.



	<b>Indicator Off</b>	Device on stand-by	Device on stand-by, Connected to GSM Network	Device on stand-by
	<b>On</b>	Battery fully charged / Modem Emulation	Modem Emulation	Modem Emulation
	<b>Flashing</b>	Battery is charging	Trying to connect to the GSM network, Data Transfer	Device is trying to find the location
	<b>Flashing twice at a time</b>		Call Initiation	Device did find the location
	<b>On</b>		SIM error / impossible to detect the GSM network (when on stand-by)	
	<b>Flashing</b>		SIM error / impossible to detect the GSM network	Alarm
	<b>Flashing twice at a time</b>	Battery has reached a critical level		
	<b>Both indicators on</b>	Device is switching off / reloading		